









CLUBLE™

RETRACTABLE PLUMBED PEDICURE BOWL • ELECTRIC
BACK TILT AND FOOT REST • PIPELESS JET SYSTEM



FEATURED TECH

-  Motorized bowl positioning, retractable footbath
-  Electronic footrest
-  Pipeless jet system
-  Power drain and flexible plumbing
-  Electric back tilt
-  Handy sprayer
-  Tempered glass in Sugar White or Black Onyx



CUSTOM OPTIONS



Ventilation



Relaxor® heat & massage




Swingaway™ manicure side trays and large center tray



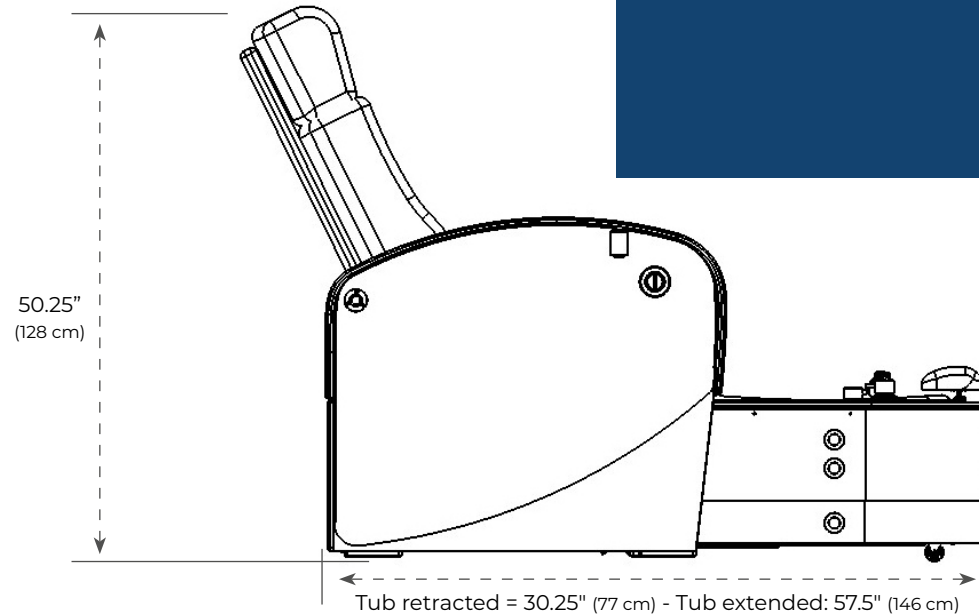
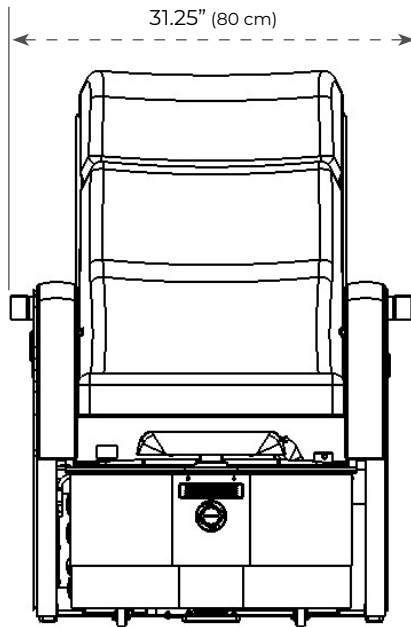
Foot Stool



Broad array of upholstery & finish selections



SPECS & DIMS



Chair Dimensions

- Chair Height: 50.25" (128 cm)
- Seat Height: 22" (56 cm)

Footprint Dimensions

- Tub retracted: 30.25" (77 cm)
- Tub extended: 57.5" (146 cm)
- Width: 31.5" (80 cm)
- Tilt: Allow 10" - 12" (25 cm - 31 cm) behind chair for back tilt / plumbing access

Electrical

- 110V/220V available
- International plug options
- Chair and tub = 9.9 Max Amps
- Relaxor® = 4 Max Amps
- Discharge pump = 1.5 Max Amps
- Limited lifetime warranty
- CE | ETL listed